



J&L Garden Center

The All Season Gift
and Garden Center

620 N 500 W Bountiful, Ut 801-292-0421

www.JLGardenCenter.com

info@JLGardenCenter.com

Fir, Cedar, Pine and Spruce

Trees are a very important part of our lives. They provide shade, shelter, food, oxygen, and beauty to our homes. Evergreen trees are commonly called the backbone of the yard. Their appearance does not drastically change from one season to another. When deciduous trees drop their leaves in the fall, evergreen trees continue to add color to the un-interesting white of winter. Contrary to popular opinion, evergreen trees do not keep their needles indefinitely, they just do not drop them all at once. The needles usually fall off the tree after two or three years. Evergreen trees grow a new set of needles in the spring and drop their oldest (innermost) set of needles in the fall, usually late-September or October. Sometimes an evergreen tree may be under stress (hot summer, lack of water, too much water, etc.) and may shed two or three sets of inner needles, which makes the natural needle-drop more noticeable. Needle drop, in the center or bottom of a tree, is not life threatening to the tree (just disconcerting to the homeowner).



Fir Trees

***Abies balsamea 'nana'* - DWARF BALSAM FIR**

Slow growing rounded shrub. Height 18 to 24 inches - spread 2 to 3 feet. Partial sun or shade. Likes acid soil - does well in containers. Does not like hot sun. Excellent as accent plant and in shady rock gardens.

***Abies concolor* - WHITE FIR**

Moderate growing pyramidal tree. Height 30 to 50 feet - spread 15 to 25 feet. Likes sun. Likes acid soil. Pretty tree with soft blue-green needle. Stately landscape specimen. Grows large with age. Will tolerate some heat. Nice tree for the valley locations.



Concolor Fir

***Abies concolor 'Candicans'* - CANDICANS WHITE FIR**

Moderate growing pyramidal tree. Height 30 to 50 feet - spread 15 to 25 feet. Likes sun, but likes cooler areas in yard. Similar to white fir but has bright blue, soft needles. Irregular growth when young.

***Abies koreana 'Horstmann's Silberlocke'* - HORSTMANN'S SILBERLOCKE FIR**

Slow growing upright tree. Height 15 to 20 feet - spread to 5 feet. Likes full sun and acid soil. Prefers cool summers. Needles curve up and back showing the silvery undersides.

***Abies lasiocarpa* - ALPINE FIR**

Slow growing narrow tree. Height 30 to 50 feet - spread 10 to 20 feet. Sun or part shade. Likes acid soil. Narrow growth habit. Very slim, narrow growth. Likes cool areas in the yard. Grows well at higher elevations. Does not grow well in hot areas, or in wet garden soil.

***Pseudotsuga menziesii* - DOUGLAS FIR**

Moderate growing pyramidal tree. Height 40 to 60 feet - spread 25 to 50 feet. Sun or part shade. Likes acid soil. Good specimen tree. Tolerates cold weather, doesn't like extreme heat. Grows well at high elevations.



Golden Atlas Cedar

Cedar Trees

***Cedrus atlantica 'Aurea'* - GOLDEN ATLAS CEDAR**

Slow growing, spreading tree. Height 40 to 60 feet - spread 10 to 20 feet. Grows about 1 foot per year. Green needles have a golden overcoat giving it a yellow golden look. Very open shape when young.

***Cedrus atlantica 'Glauca'* - BLUE ATLAS CEDAR**

Moderate growing pyramidal tree. Height 40 to 60 feet - spread 20 to 30 feet. Likes sun. Fast to 20', slow to 40'. Open branching, narrow when young, broadens with age. Nice for centerpiece. Bright blue needles.



Blue Atlas Cedar

***Cedrus atlantica 'Pendula'* - WEEPING BLUE ATLAS CEDAR**

Slow growing irregular tree. Height 6 to 20 feet - spread 6 to 20 feet. Sun or part shade. Trim and shape as desired. Unusual weeping plant. Ultimate height is determined by the gardener.




Weeping Blue Atlas Cedar

***Cedrus deodara* - DEODAR CEDAR**

Medium to fast growing pyramidal tree. Height 40 to 50 feet - spread 25 to 35 feet. Sun or part shade. Grows fast to 20' slow to 40. Doesn't like hot summer winds, or dry winter winds. Stately landscape specimen. Somewhat drooping branches. Can be a large tree fairly quickly.

***Cedrus deodara 'Aurea'* - GOLDEN HIMALAYAN CEDAR**

Fast growing broadly pyramidal tree. Height 20 to 40 feet - spread 10 to 30 feet. Branches slightly weep at tips. Yellow needles become yellow/green by summer.



Golden Deodar

***Cedrus deodara 'descanso'* - DESCANSO CEDAR**

Moderate growing upright tree. Height 15 to 20 feet - spread 12 to 15 feet. Sun or part shade. Graceful, open-type tree. Dwarf deodar cedar. Good for smaller yards.

***Cedrus deodara 'Electric Blue'* - ELECTRIC BLUE CEDAR**

Slow growing upright pyramidal tree. Height 15 to 30 feet - spread 10 to 20 feet. Needles are blue. Good for small areas.

***Cedrus deodara 'glauca'* - BLUE DEODAR CEDAR**

Moderate growing upright tree. Height 40 to 50 feet - spread 20 to 25 feet. Likes sun. Similar to deodar cedar with blue color. Protect from dry winter winds.



Blue Deodar Cedar

***Cedrus deodara 'Kashmir'* - KASHMIR DEODAR CEDAR**

Medium to fast growing pyramidal tree. Broadens with age. Height 30 to 50 feet - spread 15 to 20 feet. Green foliage turns silvery blue in summer. Needles weep slightly. Good for large areas. Drought tolerant once established.

***Thuja plicata* - WESTERN RED CEDAR**

Moderate growing pyramidal tree. Height 30 to 50 feet - spread 15 to 40 feet. Sun or part shade. Unusual appearance with arborvitae-like foliage. Very open growth habit. Tolerates heat and drought. Fragrant foliage.



Western Red Cedar

False Cypress Trees

***Chamaecyparis lawsoniana* 'Golden King' - GOLDEN KING LAWSON CYPRESS**

Moderate growing rounded tree. Height 25 to 30 feet - spread 12 to 15 feet. Likes sun. Likes acid soil - good fall colors. Golden-yellow foliage fades to green with age. Robust growing, globe when young, pyramidal when older.

***Chamaecyparis nootkatensis* 'Strict Weeping' - STRICT WEEPING CYPRESS**

Moderate growing narrow tree. Height 10 to 15 feet. Green foliage hangs down directly against trunk. Good focal point.

***Chamaecyparis obtusa* - HINOKI CYPRESS**

Slow growing upright tree or shrub. Height 10 to 25 feet - spread 5 to 8 feet. Sun or part shade, doesn't like extreme heat. Does well in containers, excellent bonsai plant. Large with age but easily controlled.



Hinoki Cypress

***Chamaecyparis obtusa* 'Aurea nana' - GOLDEN HINOKI CYPRESS**

Moderate growing upright shrub. Height 3 to 5 feet - spread 2 to 4 feet. Likes partial sun. Does well in containers, excellent bonsai plant. Gold new growth - may sunburn in hot situations. Great for rock or oriental gardens.

***Chamaecyparis obtusa* 'Compacta' - COMPACT HINOKI CYPRESS**

Slow growing upright shrub. Height 3 to 5 feet - spread 1 to 3 feet. Likes partial shade. Likes acid soil - does well in containers, excellent bonsai plant. Very attractive small tree. Dark green, soft foliage.



Dwarf Hinoki

***Chamaecyparis obtusa* 'Filicoides' - FERNSPRAY HINOKI CYPRESS**

Slow growing pyramidal shrub or tree. Height 8 to 12 feet - spread 4 to 5 feet. Likes partial sun. Likes acid soil - good fall colors. Deep green foliage. Open growing, irregular shape, great for oriental gardens.

***Chamaecyparis obtusa* 'Gracilis' - SLENDER HINOKI CYPRESS**

Moderate growing rounded shrub or tree. Height 15 to 20 feet - spread 5 to 8 feet. Likes sun. Likes acid soil - good fall colors. Somewhat arching; likes cool area in yard. Open growing, upright hinoki cypress. Reddish color in winter.




Slender Hinoki

***Chamaecyparis obtusa* 'Kosteri' - KOSTER FALSE HINOKI CYPRESS**

Slow growing pyramidal tree. Height 20 to 25 feet - spread 5 to 10 feet. Likes sun. Likes acid soil - good fall colors. Somewhat arching; likes cool areas. Open growing, irregular pyramidal shape. Great for rock garden.

***Chamaecyparis obtusa* 'Torulosa' - TORULOSA HINOKI CYPRESS**

Moderate growing broadly upright tree. Height 10 to 12 feet - spread 5 to 6 feet. Has threadlike curled and contorted foliage. New growth is a lighter green color than mature growth.



Torulosa Hinoki

***Chamaecyparis pisifera* 'Mops' - MOPS CYPRESS**

Moderate growing, relatively low, semi-weeping. Height 4 to 6 feet - spread 4 to 6 feet. Foliage stays golden yellow in full sun but can winter burn in Northern climates.



Gold Mops Cypress

***Chamaecyparis pisifera* 'Sungold' - SUNGOLD CYPRESS**

Slow growing, slightly weeping. Height 3 to 8 feet - spread 4 to 12 feet. Best golden foliage in full sun, needles mature to a light green. Threadlike foliage is on stringy weeping branches.

***Chamaecyparis pisifera* 'Squarrosa Minima' - MINIATURE MOSS CYPRESS**

Slow growing rounded shrub. Height 2 to 3 feet - spread 1 to 3 feet. Sun or part shade. Likes acid soil - good fall colors. Deep gray-green foliage. Unique accent plant for oriental gardens or rock gardens.

***Chamaecyparis thyoides* 'Heatherbun' - HEATHERBUN CYPRESS**


Slow growing rounded shrub. Height 2 to 5 feet - spread 3 to 4 feet. Likes partial shade. Likes acid soil. Unusual cypress for home. Blue-green foliage turns purple in fall. Unusual rounded form.

***Microbiota decussata* - SIBERIAN CYPRESS**

Slow growing mounding shrub. Height 12 to 18 inches - spread 4 to 6 feet. Sun or part shade. Likes acid soil. Good ground cover. Sprawling plant. Resembles arborvitae. Leaves turn red in fall.

***Taxodium distichum* - BALD CYPRESS**

Moderate growing pyramidal deciduous tree. Height 40 to 50 feet - spread 20 to 25 feet. Sun or part shade. Likes acid soil - good fall colors. Tolerates wet soils - prefers moist peaty soils.



taxodium distichum

Larch Trees

***Larix decidua* - EUROPEAN LARCH**

Moderate growing pyramidal deciduous tree. Height 25 to 40 feet - spread 15 to 25 feet. Sun or part shade. Good fall colors. Unusual plant - this tree loses its needles in fall. Needs consistent watering during summer.

***Larix decidua* 'Pendula' - WEEPING EUROPEAN LARCH**

Moderate growing weeping deciduous tree. Height 6 to 15 feet - spread 6 to 15 feet. Sun or part shade. Good fall colors. Loses its needles in fall. Beautiful specimen tree best used as an accent plant. Needs consistent watering.



Weeping larch

***Larix kaempferi* 'Diana' - CONTORTED JAPANESE LARCH**

Moderate growing contorted tree. Height 15 to 20 feet - spread 5 to 7 feet. Can be kept small with pruning. Branches and needles are contorted. Green needles turn yellow in the fall before dropping.

***Larix occidentalis* - WESTERN LARCH**

Medium to fast growing upright coniferous deciduous tree. Height 30 to 60 feet - spread 10 to 20 feet. Likes sun. Good fall colors. Sharp and stiff needles drop in fall.

Redwood Trees

***Metasequoia glyptostroboides* - DAWN REDWOOD**

Moderate growing pyramidal deciduous tree. Height 40 to 60 feet - spread 15 to 25 feet. Likes sun.



Dawn Redwood

Good fall colors. Fast to 20' slower to 40'. Soft needles, drop in fall. Brittle branches, subject to snow breakage.

Metasequoia glyptostroboides 'Gold Rush' - GOLD RUSH REDWOOD

Fast growing pyramidal tree. Height 50 + feet - spread 15 to 25 feet. Full sun to part shade in hot climates. Yellow needles turn orange/brown in fall and drop off tree.



Giant Sequoia

Sequoiadendron giganteum - GIANT SEQUOIA

Medium to fast growing pyramidal tree. Height 50 to 80 feet - spread 20 to 25 feet. Likes sun. Juniper-like foliage. Grows very large - 1 to 3 feet growth per year. Tolerates drought well. Grows at high elevations.

Sequoiadendron giganteum pendulum - WEeping GIANT SEQUOIA

Graceful, weeping branches make a statement in the landscape! Bold, rustic appearance becomes the focal point of the garden. Grown on a stake to display weeping habit. Slow growing to 20' tall by 3' to 8' wide.



Weeping Sequoia

Spruce Trees

Picea abies - NORWAY SPRUCE

Medium to fast growing pyramidal tree. Height 30 to 60 feet - spread 20 to 30 feet. Likes sun. Likes acid soil. Fast to 20' slower to 40'. Stately landscape specimen.



Norway Spruce

Picea abies 'Clanbrassiliana' - CLANBRASSILIANA NORWAY SPRUCE

Slow growing pyramidal tree. Height 10 to 25 feet - spread 6 to 14 feet. Very symmetrical with age. Nice compact conifer for small areas. Wrap tree in winter to prevent damage from snow load.

Picea abies 'Cupressina' - COLUMNAR NORWAY SPRUCE

Medium to fast growing columnar tree. Height 15 to 25 feet - spread 4 to 8 feet. Likes sun. Likes acid soil. Fast to 15' slower to 30'. Handles snow loads better than other columnar spruce - tie up branches in winter.



Cupressina Spruce

Picea abies 'Formanek' - FORMANEK NORWAY SPRUCE

Slow growing cascading evergreen. Height 2 to 3 feet - spread 6 to 8 feet. Prostrate form good for rock gardens; can stake up to create a weeping tree.

Picea abies 'Lanham's Beehive' - LANHAM'S BEEHIVE SPRUCE

Slow growing dwarf spruce. Height 3 to 5 feet - spread 3 to 5 feet. Likes part to full sun. Stems and buds are cinnamon colored. Boldly textured, compact plant.



Lanham's Beehive Spruce

Picea abies 'Little Gem' - LITTLE GEM NORWAY SPRUCE

Slow growing rounded shrub. Height 1 to 2 feet - spread 1 to 2 feet. Likes sun. Does well in containers. Small plant for sunny areas. Excellent small accent or rockery plant.

Picea abies 'Mariana Nana' - BLUE NEST SPRUCE


Slow growing rounded shrub. Height 2 to 3 feet - spread 2 to 3 feet. Likes sun. Colorful bluish-green needles. Small spruce similar to nest spruce. Small accent plant. Great for mounds or rock gardens.

Picea abies 'Mucronata' - DWARF NORWAY SPRUCE

Slow to moderate growing upright shrub. Height 3 to 5 feet - spread 2 to 4 feet. Rate of growth increases as the plant matures. Irregular mounded shrub when young.

Picea abies 'Nidiformis' - NEST SPRUCE

Slow growing spreading shrub. Height 18 to 30 inches - spread 3 to 5 feet. Likes sun. Likes acid soil - does well in containers. Good for sunny areas. Neat dense growth - open center like a 'bird nest' attractive plant.



Nest Spruce

Picea abies 'Pendula' - WEeping NORWAY SPRUCE

Moderate growing spreading tree. Height 4 to 15 feet - spread 4 to 15 feet. Sun or part shade. Likes acid soil - ultimate size and shape determined by the gardener. Nice weeping tree for mounds or rock gardens.



Weeping Norway Spruce

Picea abies 'Pumila' - PUMILA NORWAY SPRUCE

Slow growing rounded shrub. Height 30 to 36 inches - spread 3 to 4 feet. Sun or part shade. Similar to 'Nest Spruce' but has rounded top. Good for foundation shrub or in mounds and rock gardens. Tolerates some trimming.



Pumila Norway Spruce

Picea abies 'Repens' - CREEPING NORWAY SPRUCE

Slow growing spreading shrub. Height 18 to 24 inches - spread 30 to 36 inches. Likes sun. Can be used as a groundcover. Excellent to naturalize garden areas.

Picea abies 'Rubra Spicata' - RED-TIPPED SPRUCE

Moderate growing upright, broad tree. Height 10 to 15 feet - spread 6 to 8 feet. Likes sunny areas. New growth is red; color lasts a couple weeks before fading to reddish brown then green.

Picea abies 'Sherwood Compact' - SHERWOOD COMPACT SPRUCE

Slow growing narrowly pyramidal tree. Height 5 to 8 feet - spread 3 to 4 feet. Has light green to medium green needles. Likes full sun.

Picea bicolor 'Howell's Dwarf Tigertail' - HOWELL'S DWARF SPRUCE

Moderate growing pyramidal or globose spruce. Height 5 to 12 feet - spread 3 to 10 feet. Pruning determines the ultimate shape of your plant. Most colorful of the bicolors; has silvery blue undersides of needles with green on top. Upper needles are tinted yellow. Has purplish cones in the spring, on mature trees.



Howell's Dwarf Spruce

Picea brachytyla - CHINESE WEeping SPRUCE

Moderate growing upright tree. Height 20 to 30 feet - spread 20 to 25 feet. Large sweeping branches with light green needles; silvery undersides of needles give plant a bicolor look.

Picea engelmannii - ENGLEMANN SPRUCE

Moderate growing pyramidal tree. Height 30 to 50 feet - spread 20 to 30 feet. Densely pyramidal tree that grows well in high elevations. Very cold hardy, rugged and a good lawn tree. Similar to Colorado blue-green spruce but needles are softer and tree is narrower.

Picea glauca 'Blue Wonder' - BLUE WONDER ALBERTA SPRUCE

Slow growing narrow tree. Height 6 to 8 feet - spread 2 to 3 feet. A compact narrowly pyramidal tree with gray blue foliage. Good for planting in containers to frame a door.

Picea glauca 'Conica' - DWARF ALBERTA SPRUCE

Slow growing pyramidal shrub. Height 4 to 7 feet - spread 2 to 4 feet. Likes sun. Does well in containers. Tight conical shape is natural - little or no pruning, trim just to maintain shape. Excellent upright shrub. Can be



Alberta Spruce

trimmed and shaped into topiary forms. Trim into a spiral, poodle or pom pom shape.

***Picea glauca conica 'Jean's Dilly'* - JEAN'S DILLY ALBERTA SPRUCE**

Very slow growing pyramidal shrub. Height 3 to 5 feet - spread 2 to 3 feet. Likes sun. Does well in containers. Tight conical shape is natural - little or no pruning, This is a very dwarf, slow growing variety of Alberta Spruce. The needles are shorter than standard variety.

***Picea glauca conica 'Rainbow's End'* - RAINBOW'S END ALBERTA SPRUCE**

Slow growing pyramidal shrub. Height 4 to 7 feet - spread 2 to 4 feet. Likes sun. Does well in containers. Similar to Alberta Spruce but the new growth is yellow and then fades to green in summer. Very Colorful.

***Picea glauca 'Densata'* - BLACK HILLS SPRUCE**

Slow growing pyramidal tree. Height 10 to 20 feet - spread 5 to 10 feet. Likes full sun. Good tree for small yards. Sharp blue-green needles. Very dense tree.



Black Hills Spruce

***Picea glauca 'Little Globe'* - LITTLE GLOBE SPRUCE**

Slow growing rounded shrub. Height 2 to 3 feet - spread 2 to 3 feet. Likes sun. Large glossy buds in spring. Colorful small green spruce. Great specimen plant for a Japanese garden. Can tolerate some pruning.

***Picea glauca 'North Star'* - NORTH STAR WHITE SPRUCE**

Moderate growing pyramidal tree. Height 10 to 15 feet - spread 3 to 6 feet. Narrow tree with green foliage. Resilient in harsh winter conditions.



North Star Spruce

***Picea glauca 'Omorika Nana'* - OMORIKA NANA SPRUCE**

Slow growing rounded tree. Height 2 to 3 feet - spread 2 to 3 feet. Likes sun. Can be globe shaped or pyramidal, depending upon gardener. Great for specimen plant in a Japanese garden. Colorful bi-color needles.

***Picea glauca 'Pendula'* - WEEPING WHITE SPRUCE**

Slow growing weeping tree. Height 15 to 30 feet - spread 4 to 6 feet. Narrowly pyramidal shaped tree with gray green foliage. Does not like drying winds- cold or hot.



Weeping White Spruce

***Picea glauca 'Sanders Blue'* - SANDERS BLUE ALBERTA SPRUCE**

Slow growing narrowly conical tree. Height 6 to 8 feet - spread to 4 feet. Blends well with other conifers. Slate blue foliage serves as a novel focal point.

***Picea glauca 'Yukon Blue'* - YUKON BLUE SPRUCE**

Slow growing narrowly pyramidal tree. Height 10 to 14 feet - spread 3 to 5 feet. Good for areas where a slow growing narrow tree is needed. Has blue/gray needles with prominent brown buds at the tips of branches.

***Picea mariana 'Ericoides'* - ERICOIDES BLUE NEST SPRUCE**

Moderate growing spreading shrub. Height 1 foot - spread to 6 feet. Soft textured plant with good uniform shape. Excellent accent plant with blue/gray foliage. Likes full sun.



How Big of A Tree Can Be Moved?

***Picea mariana 'Golden'* - GOLDEN MARIANA SPRUCE**

Moderate growing pyramidal tree. Height 8 to 15 feet - spread 4 to 8 feet. Needles are a bluish gray but have a sheath of creamy yellow on the top side.



Golden Mariana Spruce

Picea omorika - SERBIAN SPRUCE

Moderate growing, upright narrow tree. Height 20 to 30 feet - spread 8 to 15 feet. Needles are green with a bluish cast on the bottom. Likes full sun and prefers acid soils.

***Picea omorika 'Pendula'* - WEEPING SERBIAN SPRUCE**

Slow growing weeping tree. Height 10 to 20 feet - spread 10 to 20 feet. Dark green needles have a bluish tint on the undersides.



Omorika pendula

***Picea omorika 'Bruns'* - BRUNS SERBIAN SPRUCE**

Slow growing, compact pyramidal tree. Height 30 to 40 feet - spread 10 to 15 feet. Narrow small tree that can become very large with time. Needles are a blue green with silvery blue undersides. Purple cones on mature trees.

***Picea omorika 'Pendula Bruns'* - WEEPING BRUNS SERBIAN SPRUCE**

Slow growing, narrow, weeping tree. Height 10 to 20 feet - spread 3 to 6 feet. Weeping branches on a narrowly pyramidal tree. Needles have bicolor look of blue/green top and silvery blue bottom.

***Picea omorika 'Riverside'* - RIVERSIDE SPRUCE**

Slow growing compact tree. Height 15 to 20 feet - spread 4 to 6 feet. Likes full to part sun. Has green/blue needles. This is a compact form of Serbian Spruce.

***Picea orientalis 'Atrovirens'* - ATROVIRENS SPRUCE**


Moderate growing pyramidal tree. Height 20 to 30 feet - spread to 15 feet. Likes full sun and tolerates gravelly soils. Needles are a dark green. Protect from harsh winter winds.

***Picea orientalis 'Nigra Compacta'* - COMPACT ORIENTAL SPRUCE**

Slow growing broad tree. Height 6 to 8 feet - spread 4 to 5 feet. Has short dark green needles. This plant is often wider than tall when young.

Picea polita - TIGER TAILED SPRUCE

Moderate growing pyramidal tree. Height 10 to 15 feet - spread 5 to 8 feet. Can become much larger with age. Has sharp green needles. Rare in the home gardens.



Colorado Green Spruce

Picea pungens - COLORADO SPRUCE

Slow growing pyramidal tree. Height 30 to 50 feet - spread 20 to 35 feet. Likes sun. Likes acid soil. Grows 1 to 1.5 ft. per year - stately landscape specimen. Bright green needles. Tolerates heat and drought well.

***Picea pungens 'Compacta'* - COMPACT COLORADO SPRUCE**

Slow growing pyramidal tree. Height 6 to 8 feet - spread 3 to 4 feet. Compact densely branched tree with bright blue, sharp-tipped needles.

***Picea pungens 'Glauca'* - COLORADO BLUE SPRUCE**

Slow growing pyramidal tree. Height 30 to 50 feet - spread 20 to 35 feet. Likes sun. The traditional blue spruce. Blue needles will vary in color from bright blue to bluish-green. Slow growth but will eventually grow to a large landscape specimen.



Colorado Blue Spruce

***Picea pungens 'Baby Blue Eyes'* - BABY BLUE EYESBLUE SPRUCE**

Slow growing pyramidal tree. Height 12 to 15 feet - spread 8 to 10 feet. Likes sun. Small tree for small areas. Excellent blue color. Good specimen plant for rock gardens and where a small blue spruce is wanted.



Baby Blue Eyes

***Picea pungens 'Bakeri'* - BAKERI BLUE SPRUCE**

Slow growing pyramidal tree. Height 15 to 20 feet - spread 10 to 12 feet. Likes sun. Likes acid soil. Nice small spruce. Excellent blue needles. Good symmetrical growth.

***Picea pungens 'Blue Select'* - BLUE SELECT OR SELECT BLUE SPRUCE**

Moderate growing pyramidal tree. Height 30 to 50 feet - spread 15 to 20 feet. Needles are a uniform steel blue color. Likes full sun and well drained soil; drought tolerant once established. This is the traditional blue spruce throughout the west.

***Picea pungens 'Fat Albert'* - FAT ALBERT COLORADO SPRUCE**

Slow growing pyramidal tree. Height 15 to 30 feet - spread 10 to 20 feet. Likes sun. Very bushy, fairly compact tree. Bright blue needles. Great for smaller areas.



Fat Albert Spruce

***Picea pungens 'Foxtail'* - FOXTAIL COLORADO BLUE SPRUCE**

Slow growing upright tree. Height 15 to 25 feet - spread 10 to 20 feet. Likes sun. Likes acid soil. New growth has unusual short needles at the very tips with longer needles at the base, a tapering, foxtail-shaped branch tip. Excellent blue color all year.

***Picea pungens 'Glauca Globosa'* - GLOBE BLUE COLORADO SPRUCE**

Slow growing rounded shrub. Height 3 to 5 feet - spread 4 to 5 feet (larger if not trimmed). Likes sun. Does well in containers. Trim in May to desired shape. Ultimate size and shape determined by gardener. Bright blue colored needles. *Montgomery Blue Spruce* is a more pyramidal version. Can grow to 5 to 8 feet tall if left untrimmed.



Globe Blue Spruce

***Picea pungens 'Hillside'* - HILLSIDE BLUE SPRUCE**

Slow growing groundcover. Height 1 to 3 feet - spread 6 to 10 feet. Likes sun. Unusual groundcover, either on a hillside or in a level garden area. Very colorful and drought resistant. Try this one for something different.



Hillside Creeper Blue Spruce

***Picea pungens 'Hoopsii'* - HOOPSI BLUE SPRUCE**

Slow growing pyramidal tree. Height 15 to 30 feet - spread 8 to 12 feet. Likes sun. Probably the bluest blue spruce - dense symmetrical, conical growth. Excellent small spruce. Tolerates heat and drought.



Hoopsii Blue Spruce

***Picea pungens 'Iseli Fastigiata'* - COLUMNAR BLUE SPRUCE**

Slow growing columnar tree. Height 10 to 15 feet - spread 3 to 6 feet. Likes sun. Slim growth habit. Bright blue spruce. Good for small areas in the yard.



Columnar Blue Spruce

***Picea pungens 'Kosterii'* - KOSTER BLUE SPRUCE**

Slow growing upright tree. Height 20 to 40 feet - spread 20 to 35 feet. Likes sun. Likes acid soil. Irregular growth habit. Silver blue needles- upright artistic growth habit - irregular shape.



Koster Spruce

***Picea pungens 'Mesa Verde'* - MESA VERDE SPRUCE**

Slow growing spreading spruce. Height 5 to 8 feet - spread 5 to 10 feet. Good for area where there is space to spread. Grows well in tough climates. Likes full sun.



Mesa Verde Spruce

***Picea pungens 'Moerheimii'* - MOERHEIM BLUE SPRUCE**

Fast growing conical tree. Height 30 to 50 feet - spread 10 to 20 feet. Tree is narrow and symmetrical. Needles are a powder blue color.



Moerheim Blue Spruce

***Picea pungens 'Montgomery'* - MONTGOMERY SPRUCE**

Slow growing rounded shrub. Height 3 to 5 feet - spread 4 to 5 feet. Needles are a bright blue/green. Eventually becomes broadly pyramidal. Likes full sun.



Montgomery Spruce

***Picea pungens 'Mrs. Cesarini'* - MRS. CESARINI BLUE SPRUCE**

Slow growing mounding shrub. Height 3 to 4 feet - spread 3 to 4 feet. Forms a slightly flattened mound. Needles are shiny blue/green. Ideal for small spaces and rock gardens.

***Picea pungens 'Pendula'* - WEEPING BLUE SPRUCE**

Slow growing weeping spruce. Height 3 to 20 feet - spread 8 to 15 feet. Stake it when young to make a tree or it can be used as a ground cover if left unstaked to spread.



Weeping Blue Spruce

***Picea pungens 'Procumbens'* - TRAILING BLUE SPRUCE**

Moderate growing prostrate groundcover. Height 6 to 12 inches - spread 5 to 10 feet. Used as a spreading, undulating groundcover. Foliage is bluish. Good for rock gardens.



Trailing Blue Spruce

***Picea pungens 'Sester Dwarf'* - SESTER DWARF BLUE SPRUCE**

Slow growing conical tree. Height 3 to 6 feet - spread 3 to 5 feet. Needles are blue. Tree is nicely symmetrical. Likes full sun and is drought tolerant once established.



Sester Dwarf

***Picea pungens pendula 'Shilo-Weeping'* - SHILO WEEPING BLUE SPRUCE**

Slow growing weeping tree. Height 10 to 25 feet - spread 3 to 6 feet. Likes sun. Upright leader with side branches hanging down. Bright blue spruce. Good for small areas in the yard.

***Picea purpurea* - PURPLE CONE SPRUCE**

Moderate growing pyramidal tree. Height 10 to 15 feet - spread 5 to 8 feet. Has dark green needles that contrast nicely with purple/violet cones.



Purple Cone Spruce

***Picea sitchensis* - SITKA SPRUCE**

Moderate growing pyramidal tree. Height 40 + feet - spread 5 to 8 feet. Largest of the spruce trees. Likes cool, humid summers. Native to North-west coast.



Sitka Spruce

***Picea sitchensis 'Tenas - Pappoose'* - TENAS/ PAPOOSE SPRUCE**

Slow growing globose tree. Height 4 to 6 feet - spread 4 to 6 feet. Dwarf tree with blue/green two toned needles. Globose when young but develops a central leader with age.

Pappoose Spruce

Pine Trees

***Pinus aristata* - BRISTLECONE PINE**

Slow growing upright tree. Height 15 to 60 feet - spread 6 to 25 feet. Likes sun. Does well in containers. Dark green needles covered with white specks. The world's oldest living tree, some more than 1,000 years old - picturesque irregular form. Grows well in high elevations. Tolerates cold. Thrives on neglect.



Bristlecone Pine

***Pinus banksiana* 'Uncle Fogy' - UNCLE FOGY JACK PINE**

Slow growing contorted pine. Height 2 to 3 feet - spread 12 to 15 feet. Pendulous branches undulate and spread. Does not like hot dry areas. Adds winter interest to your yard.



Uncle Fogy Pine

***Pinus bungeana* 'Rowe Arboretum' - CHINESE LACEBARK PINE**

Slow to moderate growing pyramidal tree. Height 10 to 15 feet - spread 5 to 8 feet. Noted for its compact, uniform growth habit. Will show a patchwork of white, gray, and brown bark as tree matures.

***Pinus cembra* 'Chalet' - CHALET PINE**

Moderate growing conical tree. Height 10 to 12 feet - spread 4 to 5 feet. Dense growth of blue/green needles. Perfect for smaller gardens.

***Pinus contorta* 'Spaan's Dwarf' - SPAAN'S DWARF PINE**

Slow growing irregular shrub. Height 3 to 4 feet - spread 4 to 5 feet. Good for containers and rock gardens. Can be used as a bonsai.

***Pinus contorta* 'Taylor's Sunburst' - TAYLOR'S SUNBURST PINE**

Slow growing upright tree. Height 15 to 25 feet - spread 10 to 15 feet - larger with age. Likes sun. Likes acid soil. Very striking golden yellow needles in spring. The needles mature to light yellow-green in summer.



Taylor's Sunburst Pine

***Pinus densiflora* 'Low Glow' - LOW GLOW PINE**

Slow growing mounding shrub. Height 3 to 4 feet - spread 3 to 4 feet. Dense rounded shrub has bright green needles all year with tan buds at the end of the branches.

***Pinus densiflora* 'Oculus Draconis' - DRAGON'S EYE PINE**

Slow growing, irregular evergreen. Height 20 to 40 feet - spread 15 to 20 feet. Needles have creamy yellow bands on green background. When viewed from above the bands of color give the appearance of a dragon eye.



Dragon's Eye Pine

***Pinus densiflora* 'Pendula' - WEEPING JAPANESE RED PINE**

Slow growing weeping tree. Height 4 to 10 feet - spread 3 to 8 feet. Likes sun. Does well in containers. Small brown cones in fall. Fine accent plant. Size & shape determined by the gardener.

***Pinus densiflora* 'Umbraculifera' - TANYOSHO PINE**

Slow growing rounded tree. Height 3 to 10 feet - spread 3 to 10 feet. Likes sun. Does well in containers. Small brown cones in fall. Ultimate size and shape determined by gardener. Tie shrub in fall to prevent snow breakage.



Tanyosho Pine

***Pinus edulis* - PINON PINE**

Slow growing spreading tree. Height 10 to 20 feet - spread 5 to 8 feet. Golden brown cones in fall. Edible nuts in fall - excellent accent plant - needles in two's. Tolerates heat and drought well. Native to northwest. Does not transplant well, does not tolerate excessive watering.



Pinon Pine

***Pinus flexilis* 'Vanderwolf' - VANDERWOLF LIMBER PINE**

Moderate growing columnar tree. Height 10 to 25 feet - spread 3 to 6 feet. Likes sun. Great for home yards. Columnar form of limber pine. Unique, soft-looking pine tree. Bluish-green needles drop at early age, tree is very open.



Vanderwolf Pine

***Pinus leucodermis* - BOSNIAN PINE - HELDRIDGE PINE**

Slow growing pyramidal tree. Height 15 to 20 feet - spread 8 to 12 feet. Likes sun. Likes acid soil - does well in containers. Often called dwarf Austrian pine. Great for small yards. Dark green, long needles.



Bosnian Pine

***Pinus leucodermis* 'Fastigiata' - COLUMNAR BOSNIAN PINE**

Slow growing columnar tree. Height 15 to 20 feet - spread 4 to 8 feet. Likes sun. Likes acid soil - does well in containers. Great for small yards. Dark green, long needles.

***Pinus leucodermis* 'Irish Bell' - IRISH BELL BOSNIAN PINE**

Slow growing broad tree. Height 5 to 8 feet - spread 5 to 8 feet. Nearly as wide as tall. Deep green needles are on the upper portion of shoots, allowing silver/white stems to be seen. Salt tolerant.

***Pinus leucodermis* 'Zwerg Schneverdingen' - ZWERG BOSNIAN PINE**

Slow growing dwarf tree. Height 3 to 6 feet - spread 2 to 4 feet. Lush, fluffy appearance. Needles are dark green. Branches become more open with age but tree stays narrow.

***Pinus monophylla* - PINON PINE**

Slow growing spreading tree. Height 10 to 20 feet - spread 5 to 10 feet. Native pinon pine of Utah. Very heat and drought resistant. Produces sweet, edible nuts in fall. Fragrant needles, often used as a Christmas tree. Single needle pine.



Pinon Pine

***Pinus mugho* 'Aurea' - GOLDEN MUGHO PINE**

Slow growing mounding shrub. Height 3 to 5 feet - spread 3 to 6 feet. Light green needles turn bright golden/yellow in the winter. Likes full sun. Trimming new growth helps to keep shrub smaller.

***Pinus mugho* 'Big Tuna' - BIG TUNA MUGHO PINE**

Moderate growing spreading shrub. Height 5 to 10 feet - spread 4 to 8 feet. Sun or part shade. Trim new growth as needed to help maintain size and shape. Likes dry areas. One of the larger mugho pine variety.



Big Tuna Pine

***Pinus mugho* 'Mops' - MOPS DWARF MUGHO PINE**

Slow growing spreading shrub. Height 2 to 3 feet - spread 2 to 4 feet. Sun or part shade. Very dwarf shrub. Trim new growth as needed to help maintain size and shape. New variety that is the most dwarf of mugho varieties.



Mops Mugho Pine

***Pinus mugho* 'Mughus' - DWARF MUGHO PINE**

Slow growing rounded shrub. Height 4 to 8 feet - spread 4 to 10 feet. Likes sun. Likes acid soil - does well in containers. Trim to control size, easily controlled by annual pinching. Drought tolerant. Will get taller if kept too moist and fertilized too often.

***Pinus mugho* 'Pumilio' - PUMILIO DWARF MUGHO PINE**

Slow growing spreading shrub. Height 2 to 5 feet - spread 4 to 5 feet. Sun or part shade. Does well in containers. Dwarf shrub. Trim new growth as needed to help maintain size and shape. Likes dry areas.



Pumilio Mugho

***Pinus mugho* 'Slowmound' - SLOWMOUND MUGHOPINE**

Slow growing mounding shrub. Height 1 to 2 feet - spread 2 to 4 feet. One of the most dwarf forms of mugho pine. Requires very little pruning to maintain size. Good for small rock gardens, Japanese gardens, and foundation plantings.



Slow Mound Mugho

***Pinus mugho* 'Tannenbaum' - TANNENBAUM MUGHO PINE**

Slow growing pyramidal tree. Height 6 to 8 feet - spread 4 to 5 feet. Chosen for its compact, pyramidal form and hardiness. Likes full sun.



Austrian Pine

***Pinus nigra* - AUSTRIAN PINE**

Medium to fast growing pyramidal tree. Height 40 to 60 feet - spread 15 to 25 feet. Likes sun. 3" brown cones in fall. Dense symmetrical growth if kept dry. Popular pine tree, tolerates heat and drought well. Grows well in cold areas. Holds lower branches and stays bushy. Most common pine tree.

***Pinus nigra* 'Arnold Sentinel' - ARNOLD SENTINEL AUSTRIAN PINE**

Slow growing columnar tree. Height 20 to 30 feet - spread 6 to 8 feet. Has stiff dark green needles. Great for a strong vertical accent or mass planting as a screen.

***Pinus nigra* 'Hornibrookiana' - HORN BROOK PINE**

Slow growing mounding shrub. Height 1 to 2 feet - spread to 3 feet. Broad mounding shrub with green needles and creamy candles in spring. Likes full to part sun.



Hornbrook Pine

***Pinus nigra* 'Nana' - DWARF AUSTRIAN PINE**

Slow growing pyramidal tree. Height 15 to 20 feet - spread 8 to 10 feet. Likes sun. Slow growing version of Austrian pine, great for small yards. This tree will be 20 feet tall when the common Austrian Pine is 50' tall.

***Pinus nigra* 'Oregon Green' - OREGON GREEN AUSTRIAN PINE**

Slow growing pyramidal tree. Height 18 to 20 feet - spread to 15 feet. Dark green needles are dense and stiff. Likes full sun.

***Pinus nigra* 'Pierrick Bregeon' - PIERRICK BREGEON PINE**

Slow growing, shrubby tree. Height 3 to 5 feet - spread 3 to 5 feet. Tight rounded shape. Suited for small spaces and topiary forms.

***Pinus nigra* 'Pyramidalis' - COLUMNAR AUSTRIAN PINE**


Slow growing columnar tree. Height 15 to 20 feet - spread 4 to 8 feet. Likes sun. Slow growing version of Austrian pine, great for small yards. Tie up in winter.



Columnar

***Pinus nigra* 'Teardrop' - DWARF AUSTRIAN PINE**

Slow growing narrow tree. Height 15 to 20 feet - spread 5 to 8 feet. Likes sun. Slow growing version of Austrian pine, great for small yards. Stays fairly narrow.



Pinus Parviflora

***Pinus parviflora* 'Glauca Nana' - DWARF JAPANESE WHITE PINE**

Slow growing mounding shrub. Height 3 to 5 feet - spread 2 to 4 feet. Likes sun. Likes acid soil - does well in containers. Outstanding container plant often used as bonsai subject - blue-gray foliage.

***Pinus parviflora* 'Hagoromo' - HAGOROMO JAPANESE WHITE PINE**

Slow growing globose tree. Height 5 to 8 feet - spread 4 to 6 feet. Often has an irregular shape. Likes well drained soils and full sun. Great for rock gardens- low maintenance.



Hagoromo Pine

***Pinus parviflora* 'Kinpo' - KINPO JAPANESE WHITE PINE**

Slow growing irregular shrub. Height 2 to 3 feet - spread 2 to 3 feet. Needles are in brush-like clusters. This graceful plant is an unusual accent. Has some salt tolerance.

***Pinus parviflora* 'Wy'east' - WY'EAST PINE**

Slow growing upright, open pine. Height 3 to 6 feet - spread 3 to 5 feet. Striated silver blue on the undersides of short green needles adds interest to any garden. Wy'east is the Native American name for Mt. Hood. This plant is great for bonsai.

***Pinus ponderosa* - PONDEROSA PINE**

Rapid growing upright tree. Height 50 to 80 feet - spread 20 to 40 feet. Likes sun. Light brown cones in fall. 3 needle pine - good bonsai subject. Cold hardy, doesn't like extreme heat. Drops lower needles and branches at early age. Very drought resistant, good for high elevations.



Ponderosa Pine

***Pinus strobus* - EASTERN WHITE PINE**

Moderate growing pyramidal tree. Height 40 to 50 feet - spread 20 to 40 feet. Likes sun. Soft, bluish-green needles, protect from drying winter winds. Subject to windburn - needs adequate water during the summer.

***Pinus strobus* 'Nana' - DWARF EASTERN WHITE PINE**

Slow growing rounded shrub. Height 3 to 6 feet - spread 5 to 10 feet. Likes sun. Soft, bluish-green needles. Protect from dry winds, especially in winter. Good accent plant. Tie branches in winter to prevent snow breakage.



Strobus Nana Pine

***Pinus strobus* 'Pendula' - WEEPING EASTERN WHITE PINE**

Moderate growing weeping tree. Ultimate height and size determined by gardener. Likes sun. Slender brown cones in fall. Weeping branches give picturesque effect.

***Pinus strobus* 'Torulosa' - CONTORTED WHITE PINE**

Slow growing columnar tree. Height 20 to 25 feet - spread 8 to 12 feet. Likes sun. Great specimen plant. Twisted, trunk with twisted blue-green needles. Fairly columnar.

***Pinus sylvestris* - SCOTCH PINE**

Moderate growing pyramidal tree. Height 35 to 60 feet - spread 25 to 35 feet. Likes sun. Excellent large pine tree. Pyramidal when young - open & irregular with age. Stiff, bluish green needles - 2 to 3 inches long. Trims well, often used as a Christmas Tree.



Scotch Pine

***Pinus sylvestris* 'Bonna' - BONNA SCOTCH PINE**

Moderate growing broad tree. Height 5 to 10 feet - spread 5 to 8 feet. Foliage is a silvery blue. Bark is a cinnamon color and peels with age.

***Pinus sylvestris* 'Fastigiata' - COLUMNAR SCOTCH PINE**

Slow growing columnar tree. Height 10 to 15 feet - spread 3 to 6 feet. Likes sun. Does well in containers. Tie branches in winter. Blue gray foliage - unusual ornamental, columnar pine.



Columnar Scotch Pine

***Pinus sylvestris* 'Hillside Creeper' - HILLSIDE CREEPER SCOTCH PINE**

Fast growing groundcover. Height 1.5 to 2 feet - spread 4 to 6 feet. Strong-growing, undulating look. Needles are a medium green color that fades to a light green in winter.



Hillside Creeper

***Pinus sylvestris* 'Nana' - DWARF GLOBE SCOTCH PINE**

Slow growing rounded shrub. Height 4 to 8 feet - spread 4 to 8 feet. Likes sun. Does well in containers. Small brown cones in fall. Good accent plant. Stiff, Bluish-green needles. Tolerates heat and drought well.



Globe Scotch Pine

***Pinus sylvestris* 'Topiary' - TOPIARY SCOTCH PINE**

Slow growing shrub. Height 4 to 8 feet - spread 4 to 8 feet. Likes sun. Does well in containers. Prune new candles (before needles develop) to maintain size and shape.



Topiary Scotch Pine

***Pinus sylvestris* 'Piskowitz' - PISKOWITZ PINE**

Moderate growing pyramidal tree. Height 10 to 20 feet - spread 4 to 6 feet. Short stiff branches and needles give this alpine plant an open look. The needles are widely spaced and a light green color with prominent white sheaths.

***Pinus thunbergii* - JAPANESE BLACK PINE**

Moderate growing pyramidal tree. Height 15 to 30 feet - spread 10 to 25 feet. Likes sun. Does well in containers. Irregular growth when young, good bonsai. Easily shaped- excellent ornamental tree.



Japanese Black Pine

***Pinus thunbergii* 'Monina' - MAJESTIC BEAUTY JAPANESE BLACK PINE**

Fast growing pyramidal tree. Height 40 to 50 feet - spread 15 to 25 feet. Developed for it's resistance to smog and salt damage. Dense habit with a strong pyramidal form.

***Pinus thunbergii* 'Thunderhead' - THUNDERHEAD JAPANESE BLACK PINE**

Slow growing shrub or small tree. Height 5 to 10 feet - spread 5 to 8 feet. Large green needles contrast nicely with brilliant white candles.

***Pinus virginiana* 'Wates Golden' - WATE'S GOLDEN PINE**

Slow growing pyramidal tree. Height 15 to 30 feet - spread 10 to 20 feet. Light green needles turn golden yellow in the winter. Tree has spreading branches with a rounded to flat-topped crown. Handles a variety of soil conditions.



Wate's Golden Pine



Hemlock

***Tsuga canadensis* - CANADIAN HEMLOCK**

Moderate growing pyramidal tree. Height 20 to 45 feet - spread 15 to 25 feet. Sun or part shade. Likes acid soil. Tolerates cold well. Easily sheared or contained - very cold hardy. Grows well at high elevations.



Canadian Hemlock

***Tsuga canadensis* 'Gentsch White' - GENTSCH WHITE CANADIAN HEMLOCK**

Moderate growing globose shrub. Height 3 to 4 feet - spread 3 to 4 feet. Needles at branch tips are silvery/white giving the appearance of being frosted with snow; inner needles are dark green. Annual shearing is advised to maintain compact habit and add more white tips. Not drought tolerant.



Gentsch White Hemlock

***Tsuga canadensis* 'Jeddeloh' - JEDDELOH CANADIAN HEMLOCK**

Slow growing mounding shrub. Height 1 to 3 feet - spread 3 to 5 feet. Center of plant has a unique, depressed funnel or bird nest shape. Foliage is a feathery light green.



Jeddeloh Hemlock

***Tsuga canadensis* 'Jervis' - JERVIS CANADIAN HEMLOCK**

Slow growing pyramidal shrub. Height 3 to 5 feet - spread 3 to 5 feet. Buds are prominent on short, twiggy growth. Likes full sun to part shade.



Jervis Hemlock

***Tsuga canadensis* 'Lewis' - DWARF LEWIS HEMLOCK**

Slow growing rounded shrub. Height 3 to 6 feet - spread 1 to 2 feet. Sun or part shade. Unusual needle for contrast. Dome shaped shrub. Great for small specimen shrub in landscape.



Lewis Hemlock

***Tsuga canadensis* 'Pendula' - WEEPING HEMLOCK**

Slow growing spreading shrub. Height 2 to 8 feet - spread 5 to 12 feet. Likes sun. Great specimen plant. Weeping, graceful branches. Excellent accent plant hanging over rocks. Ultimate size and shape determined by gardener.



Weeping Hemlock

